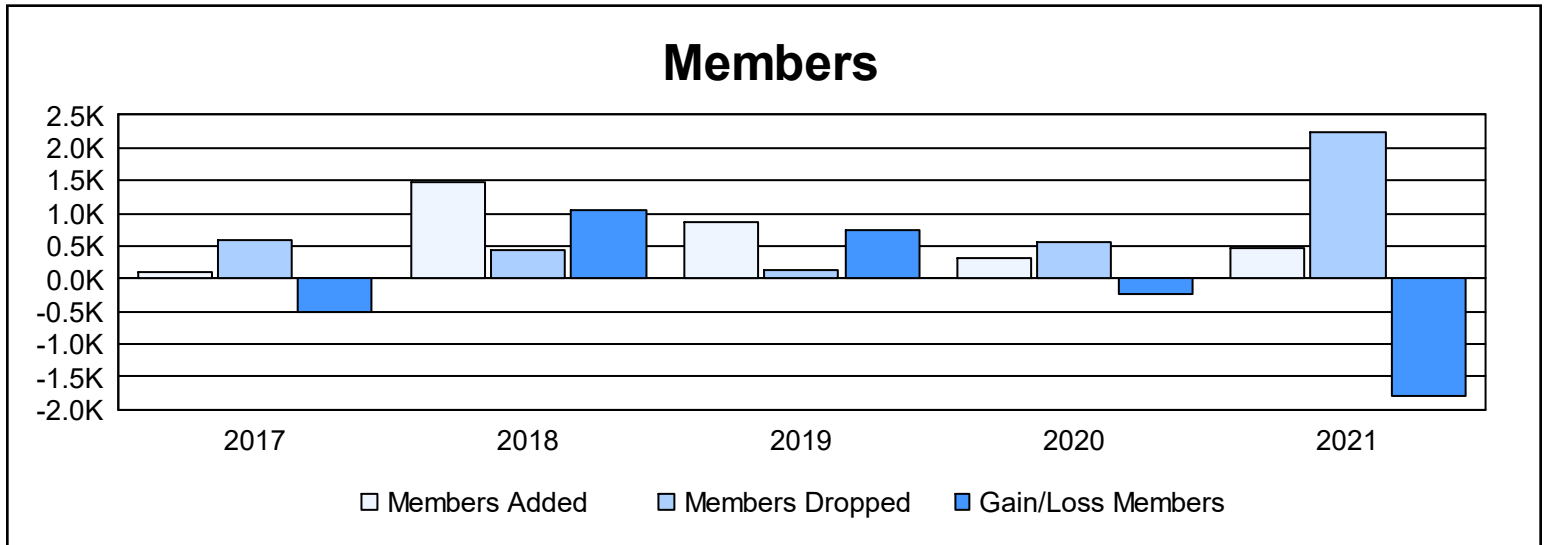
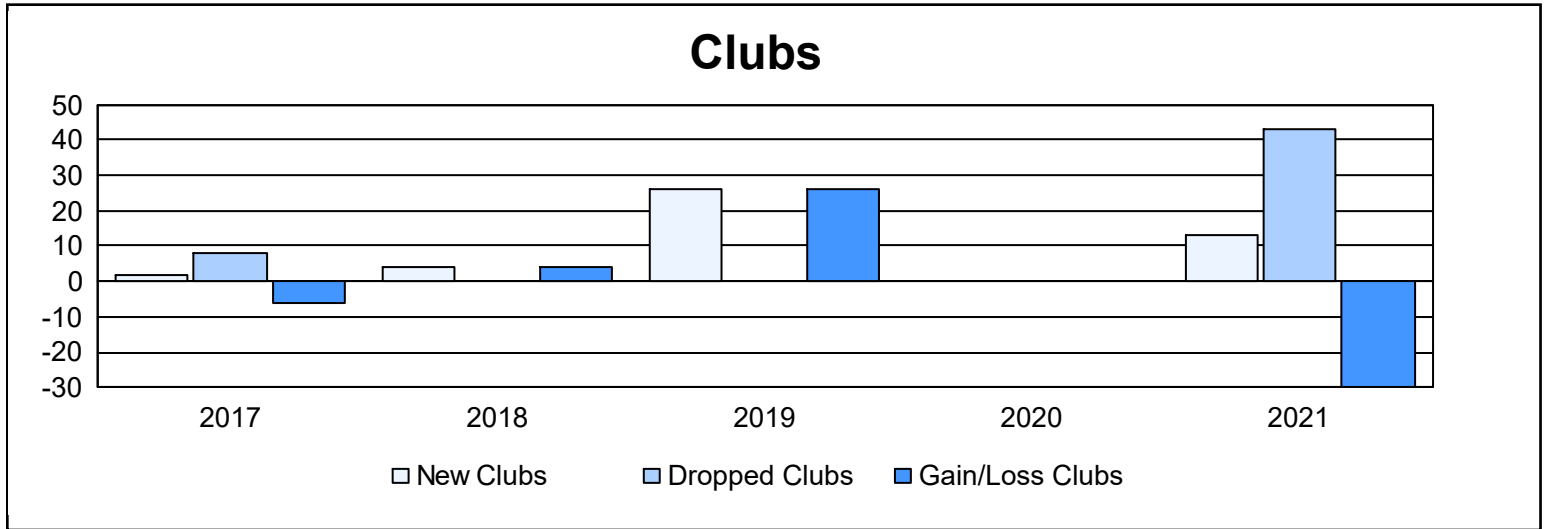
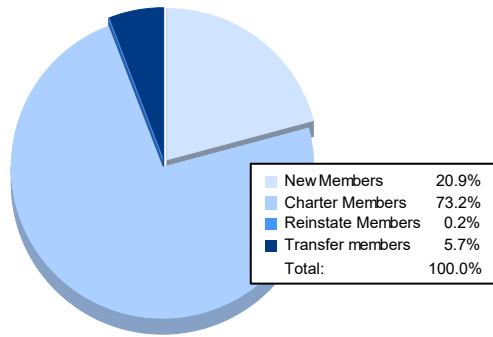


Year	New Clubs	Dropped Clubs	Gain/ Loss Clubs	New Members	Charter Members	Reinstate Members	Transfer Members	Total Member Added	Total Members Dropped	Gain/ Loss Members
2016-2017	2	8	-6	49	45	0	3	97	594	-497
2017-2018	4	0	4	691	409	338	42	1,480	436	1,044
2018-2019	26	0	26	208	557	63	37	865	128	737
2019-2020	0	0	0	187	44	7	85	323	561	-238
2020-2021	13	43	-30	95	333	1	26	455	2,250	-1,795
<b>Average</b>	<b>9</b>	<b>10</b>	<b>-1</b>	<b>246</b>	<b>278</b>	<b>82</b>	<b>39</b>	<b>644</b>	<b>794</b>	<b>-150</b>



### Membership Composition June 2021 Cumulative



### Gender Composition June 2021 Cumulative

